

General Specifications

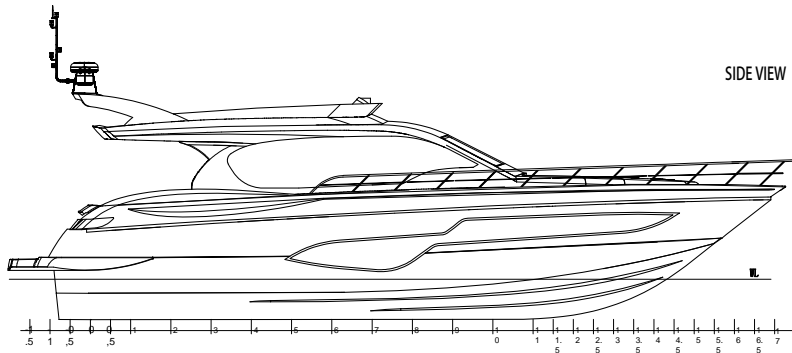


DIMENSION	
LENGTH OVERALL	19.80 M
MAX BEAM	5.0M
DRAFT	0.9M
DISPLACEMENT	35.0/37.0 T
CREW	12

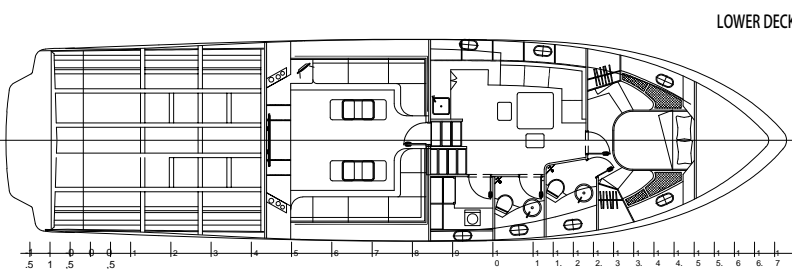
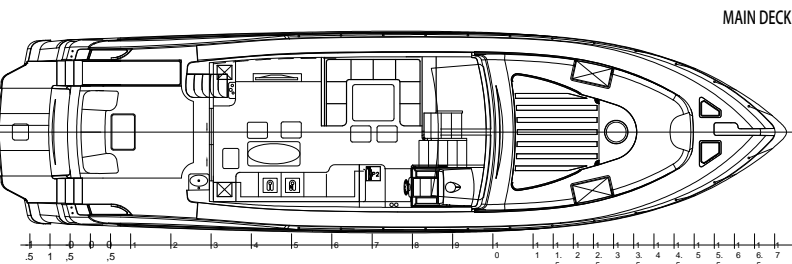
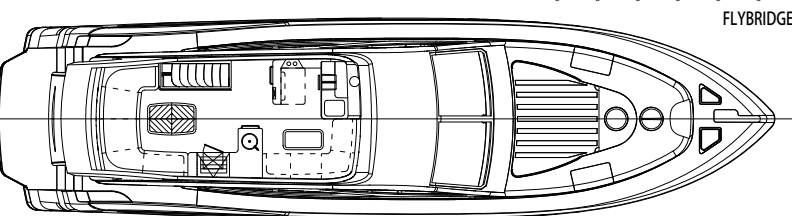
PERFORMANCE	
MAXIMUM SPEED(440HP)	19 KN
CRUISING SPEED(440HP)	12 KN
MAXIMUM SPEED(900HP)	26KN
CRUISING SPEED(900HP)	22KN
MAXIMUM SPEED(1200HP)	31KN
CRUISING SPEED(1200HP)	27KN

ENGINE 2 x VOLVO 440HP
OPTIONAL 900HP , 1200HP
2 x SURFACE PROPELLERS

General Arrangement



1	FLYBRIDGE
2	HELM STATIONS(2)
3	CABIN
4	TOILETS(2)
5	SALOONS(3)+COCKPIT
6	GALLEY(2)
7	BAR(3)
8	TANKS AND MACHINERY ROOM
9	ENGINE ROOM
10	STORAGE



- Customized solution
- Specifically designed for high speed boat for multi-mission purposes
- Built in fiberglass composite material
Lightness and perfect reproducibility
- Short delivery times
- Absolute absence of corrosion
- No structural damaging for mechanical effort
- Hull durably constructed to withstand repeated boarding operations
- Easy maintenance
- Good handling and sea keeping ability
- Able to operate in shallow waters near coasts and beaches
- Able to withstand adverse service and weather conditions
- Optimum all-around visibility from wheelhouse

※ For more details about Product Specification please call the sales department.