

## General Specifications

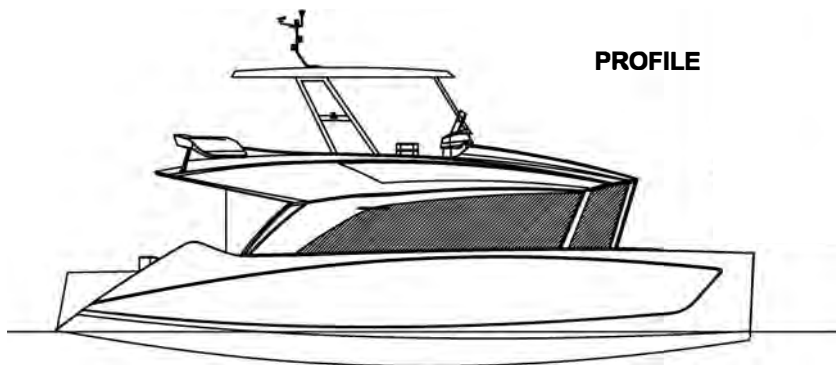


DIMENSION	
LENGTH OVERALL	14.63 M
MAX BEAM	6.5 M
DRAFT	0.66M
DISPLACEMENT	19T
CREW	12

PERFORMANCE	
MAXIMUM SPEED(370HP)	20 KN
CRUISING SPEED(370HP)	15 KN
MAXIMUM SPEED(430HP)	25KN
CRUISING SPEED(430HP)	18KN

PROPULSION	
ENGINE 2 x VOLVO 370HP	
OPTIONAL 430HP	
2 x SURFACE PROPELLERS	

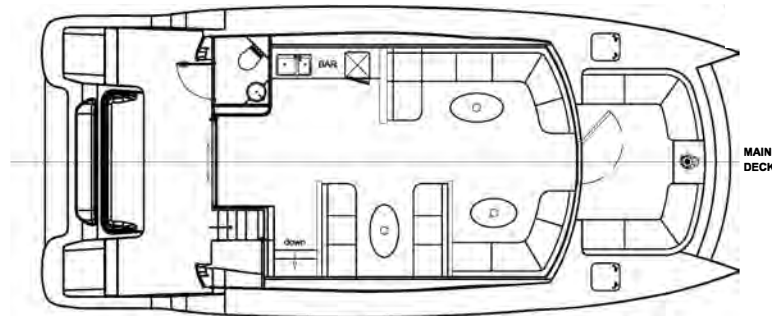
## General Arrangement



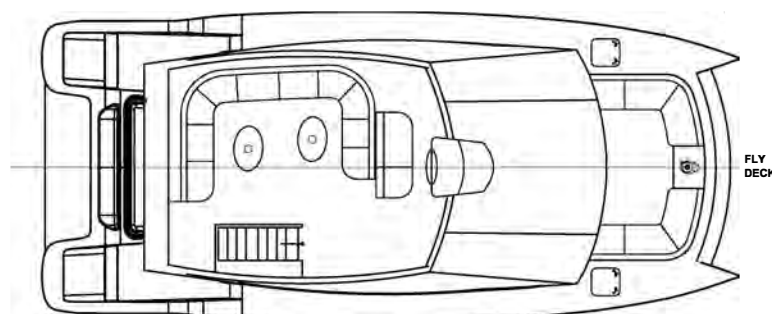
PROFILE

1	FLYBRIDGE
2	HELM STATIONS
3	TOILET
4	SALOONS(2)+COCKPIT+FORDECK
5	GALLEY
6	BAR
7	TANKS AND MACHINERY ROOM
8	ENGINE ROOM
9	STORAGE

MAIN DECK



FLYBRIDGE



- Customized solution
- Specifically designed for high speed boat for multi-mission purposes
- Built in fiberglass composite material  
Lightness and perfect reproducibility
- Short delivery times
- Absolute absence of corrosion
- No structural damaging for mechanical effort
- Hull durably constructed to withstand repeated boarding operations
- Easy maintenance
- Good handling and sea keeping ability
- Able to operate in shallow waters near coasts and beaches
- Able to withstand adverse service and weather conditions
- Optimum all-around visibility from wheelhouse

※ For more details about Product Specification please call the sales department.