

General Specifications

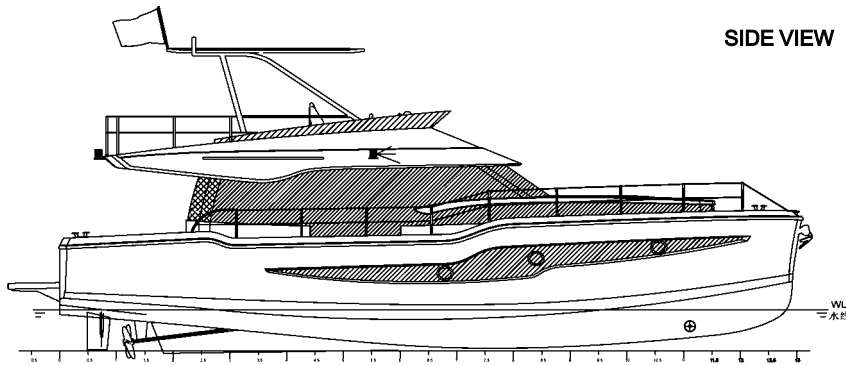


DIMENSION	
LENGTH OVERALL	14.0 M
MAX BEAM	4.2 M
DRAFT	0.8M
DISPLACEMENT	15 T
CREW	12

PERFORMANCE	
MAXIMUM SPEED(150HP)	12 KN
CRUISING SPEED(150HP)	10 KN

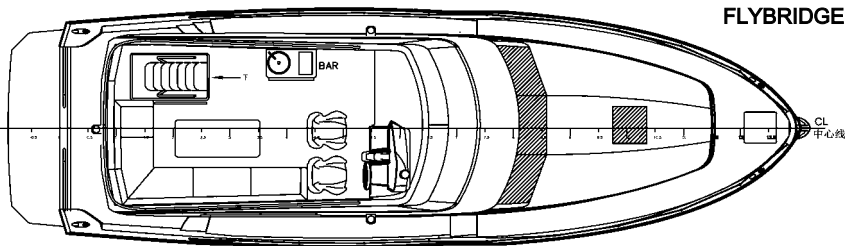
PROPULSION	
ENGINE 2 x VOLVO D3 150HP	
PROPELLER	

General Arrangement

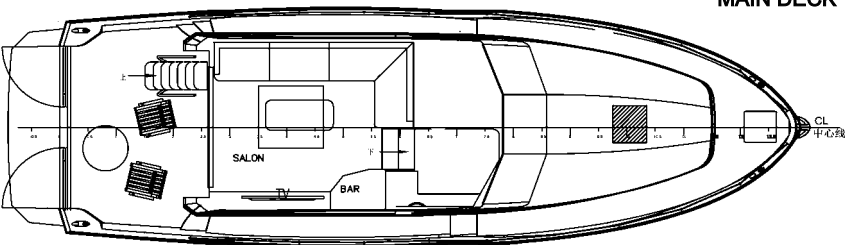


SIDE VIEW

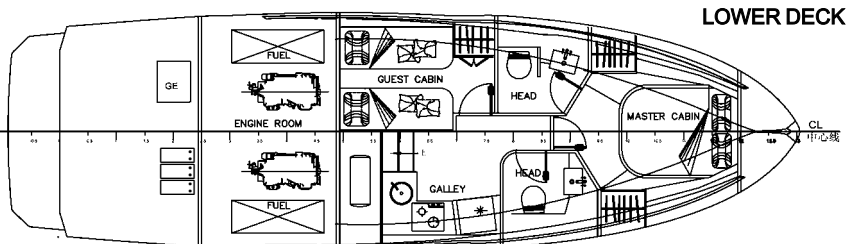
1	FLYBRIDGE
2	HELM STATIONS(2)
3	CABINS(2)
4	TOILETS(2)
5	SALOONS(2)+COCKPIT
6	GALLEY
7	BAR(2)
8	TANKS AND MACHINERY ROOM
9	ENGINE ROOM
10	STORAGE



FLYBRIDGE



MAIN DECK



LOWER DECK

- Customized solution
- Specifically designed for high speed boat for multi-mission purposes
- Built in fiberglass composite material
Lightness and perfect reproducibility
- Short delivery times
- Absolute absence of corrosion
- No structural damaging for mechanical effort
- Hull durably constructed to withstand repeated boarding operations
- Easy maintenance
- Good handling and sea keeping ability
- Able to operate in shallow waters near coasts and beaches
- Able to withstand adverse service and weather conditions
- Optimum all-around visibility from wheelhouse

※ For more details about Product Specification please call the sales department.